

## 24" FREEZER COLUMN WITH SOLID STAINLESS STEEL DOOR

### TR-24FRZ-R/L-SS-A

TR-24FRZ-R-SS-A (Right hinged)

TR-24FRZ-L-SS-A (Left hinged)

#### FEATURES

- Environmentally friendly, R600a hydrocarbon refrigerant that improves performance and efficiency while ensuring quiet operation.
- Balanced, forced-air refrigeration system enables proper airflow and even temperature throughout to keep food fresh.
- Industry exclusive, 300-series stainless steel interior and exterior.
- All stainless steel, beautifully crafted proud hinges pass True's rigorous one million door opening test.
- Beautifully crafted solid stainless steel door with 120° stay-open feature and ergonomically designed, robust, tubular handle.
- Commercially inspired lift-up grill on top of the unit with toe kick that complements the look of True's undercounter units.
- Ramp-up, showcase interior LED lighting provides amazing illumination throughout.
- Intuitive True Precision® Control and readout provides digital accuracy and easy operation.
- Temperature as low as -4°F.
- Complies with NSF/ANSI Standard 7 for packaged food product.

#### ORGANIZATION

- 3 adjustable/removable electro-polished stainless steel wire shelves.
- 1 fixed electro-polished stainless steel wire shelves.
- 3 full-extension, soft-close wire bins.


#### BUILD YOUR TRUE

Customize your True with a variety of finish and hardware options at [true-residential.com](http://true-residential.com).

CUSTOMIZATION



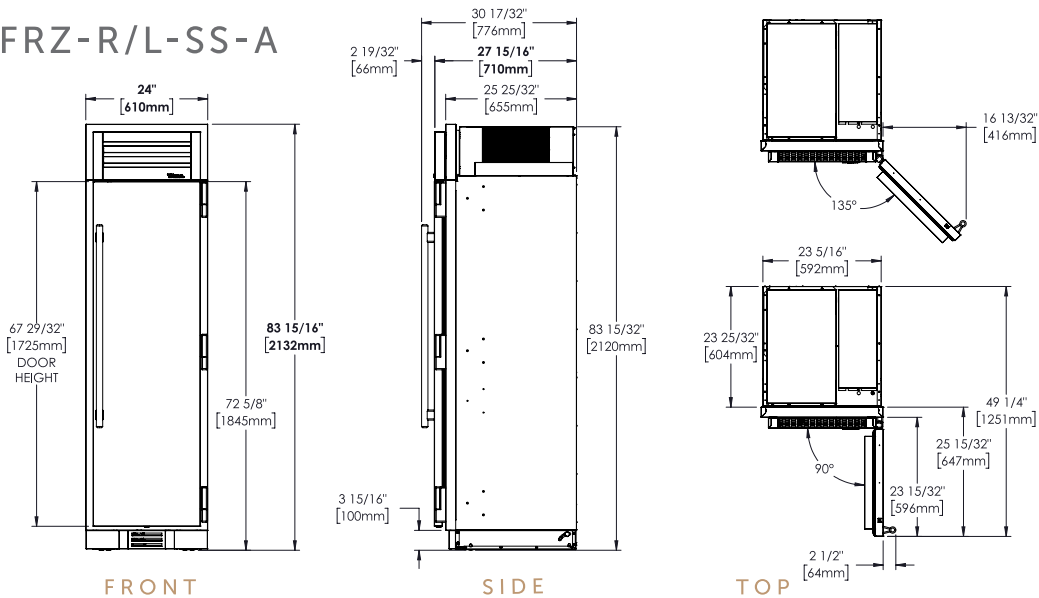
#### SPECIFICATIONS

Dimensions* (w x h x d)	24" x 84" x 24"
Cutout Dimensions (w x h x d)	
Flush Opening	24¼" x 84¼" x 26"
Standard Opening	23½" x 83¾" x 24"
Capacity (cu. ft.)	12.4
Temperature Range	-4°F – 4°F
Weight (lbs.)	460
Voltage	115/60/1  115/60/1 NEMA-5-15R
Amps	2.9
Annual Energy Consumption (kwh)	374
Power Cord Length (ft.)	10
Energy Star Rated	Yes

\*Dimensions may vary +/- 1/8"

# 24" FREEZER COLUMN WITH SOLID STAINLESS STEEL DOOR

## TR-24FRZ-R/L-SS-A



## OPENING DIMENSIONS

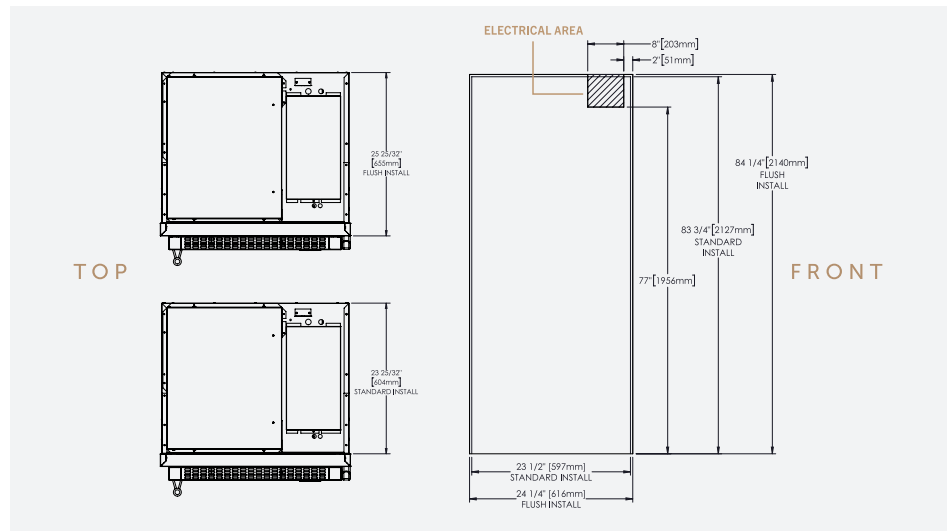
### FLUSH OPENING

WIDTH	HEIGHT	DEPTH
24 1/4"	84 1/4"	26"

### STANDARD OPENING\*

WIDTH	HEIGHT	DEPTH
23 1/2"	83 3/4"	24"

\*Standard Opening dimensions apply to models produced after April 2024. Please consult factory for clarification / questions.



## MODEL OPTIONS

MODEL	FINISH
TR-24FRZ-R-SS-A	Stainless solid door right-hinged
TR-24FRZ-L-SS-A	Stainless solid door left-hinged

## ACCESSORIES (OPTIONAL)

- Joining kit
- Side panel(s)
- Full size anti-condensation pad

## WARRANTY

- 3 year full (parts & labor)
- 6 year sealed system (parts & labor)
- 7-12 year (parts only – sealed system on registered products)

